

Depending on the size and shape of your property it may only take 30 to 60 minutes to measure the amount of turfgrass you need. It is time well spent.

### Recommended Tools:

- ☐ Measuring tape
- ☐ Pencil
- ☐ Paper (graph paper)
- ☐ Calculator

### Additional Suggestions:

Be sure to measure carefully. Double check your measurements. Always round up or add about 5 to 10 percent extra to make sure you have enough turfgrass for angles and cuts! Better to have a few extra square feet/meters of turfgrass than to run out before you finish the installation.




Measure the area to be covered by turfgrass less the “non lawn” area.



Proper measuring assures you receive only as much turfgrass as you need.



## *Measuring For Turfgrass Sod*



## *How To Determine the Size of Your Lawn*

# Backyard

$$20 \text{ ft} \times 60 \text{ ft} = 1,200 \text{ ft}^2$$

$$6.096\text{m} \times 18.288\text{m} = 111.5\text{m}^2$$



Note: The above measurements are intended as examples only.

LOCATION	Sq. Feet	Sq. Meters
Backyard	1,200	112
Side Lawn (1)	600	56
Side Lawn (2)	600	56
Front Lawn	300	28
<b>Total Lawn Area</b>	<b>2,700</b>	<b>252</b>
Less Flower Garden	(79)	(7)
<b>Total Turfgrass Needed</b>	<b>2,621</b>	<b>245</b>
Plus 5%	131	12
<b>TOTAL</b>	<b>2,752 ft<sup>2</sup></b>	<b>257m<sup>2</sup></b>

## How to Measure Lawn/Non-Lawn Areas

To calculate your actual total lawn area follow the steps noted below and do a sketch with the length, width, and any unusual features noted.

### Step #1:

Determine total square feet/meters of your property.

### Step #2:

Determine total square feet/meters of your non-lawn areas not covered by grass (i.e., house, flower garden, driveway, patio, etc.).


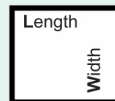
### Step #3:

From the total square feet/meters, subtract the total "non-lawn" area to determine the area that requires turfgrass.

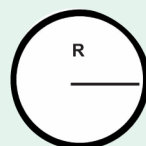


## Measuring Geometric Shapes

### Square and Rectangle



Calculate: L x W = area.



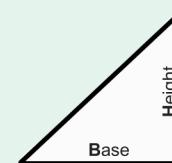
### Circle

The radius (R) is half the distance across the circle.

Calculate:

3.14 (Pi) x R x R again = area.

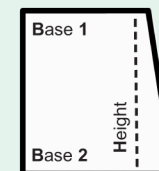
### Triangle



Calculate: B x H divided by 2 = area.

### Trapezoid (Four-Sided non-square area)

The parallel sides of a trapezoid are called the bases. The measurement in the middle illustrated with dashes is called the average base.



Calculate: Base 1 + Base 2 divided by 2 x Height = area.

### Total Acres/Hectares

If you know the acres or hectares of your property, the conversion to square feet/meters are listed below.

1 Acre = 43,560 square feet

Calculate: Acres x 43,560 = square feet.

1 Hectare = 10,000 square meters

Calculate: Hectare x 10,000 = square meters.



### Turfgrass Sod Calculator

For our easy-to-use *Turfgrass Calculator* visit the Turfgrass Producers International website at [www.TurfGrassSod.org](http://www.TurfGrassSod.org).